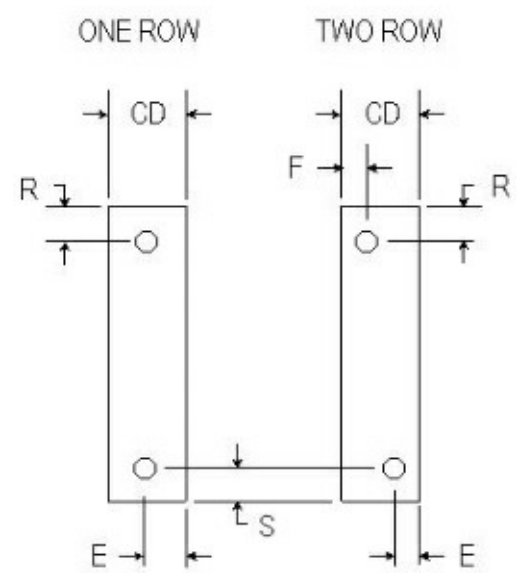
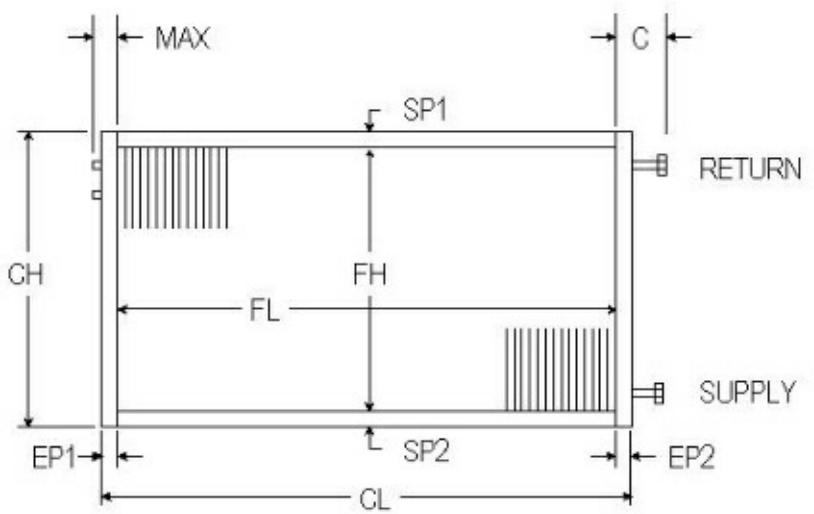
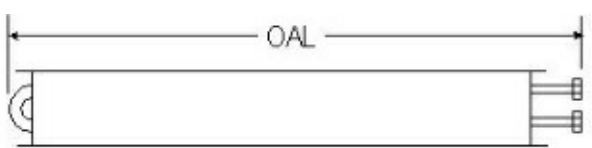


# BOOSTER COILS



ROWS AVAILABLE	1	2
FPI AVAILABLE	8	10 12
TUBES OD & Wall Thickness COPPER ONLY	5/8	.020
	1/2	.016
FINS Material & Thickness	ALUM.	.006 .010
	COPPER	.006
CASING	16 GA. GALV. STEEL 16 GA. STAINLESS STEEL	
MODEL NO. (Example)	W - Water 8 - 8 fpi 1 - 1 row 12 - Fin Height 24 - Fin Length N - Non Headered	

**DIMENSIONAL DATA IN INCHES**

$OAL = MAX + FL + C$

CONNECTION SIZES  
3/4 MPT 1 MPT

ITEM	QTY	ROWS	FPI	SP1	FH	SP2	CH	EP1	FL	EP2	CL	CD	MAX	C	OAL	SUPPLY	RETURN	CU
				1		1		1		1		4	2 1/4	5				

P.O. #							CUSTOMER						
W.O. #							MODEL NO.						
APPROVED BY							TAG:						
DATE							NOTES						



Performance Data	CFM		EDB/EWB		LDB/LWB		CAPACITY		EWT		LWT		GPM	
------------------	-----	--	---------	--	---------	--	----------	--	-----	--	-----	--	-----	--